



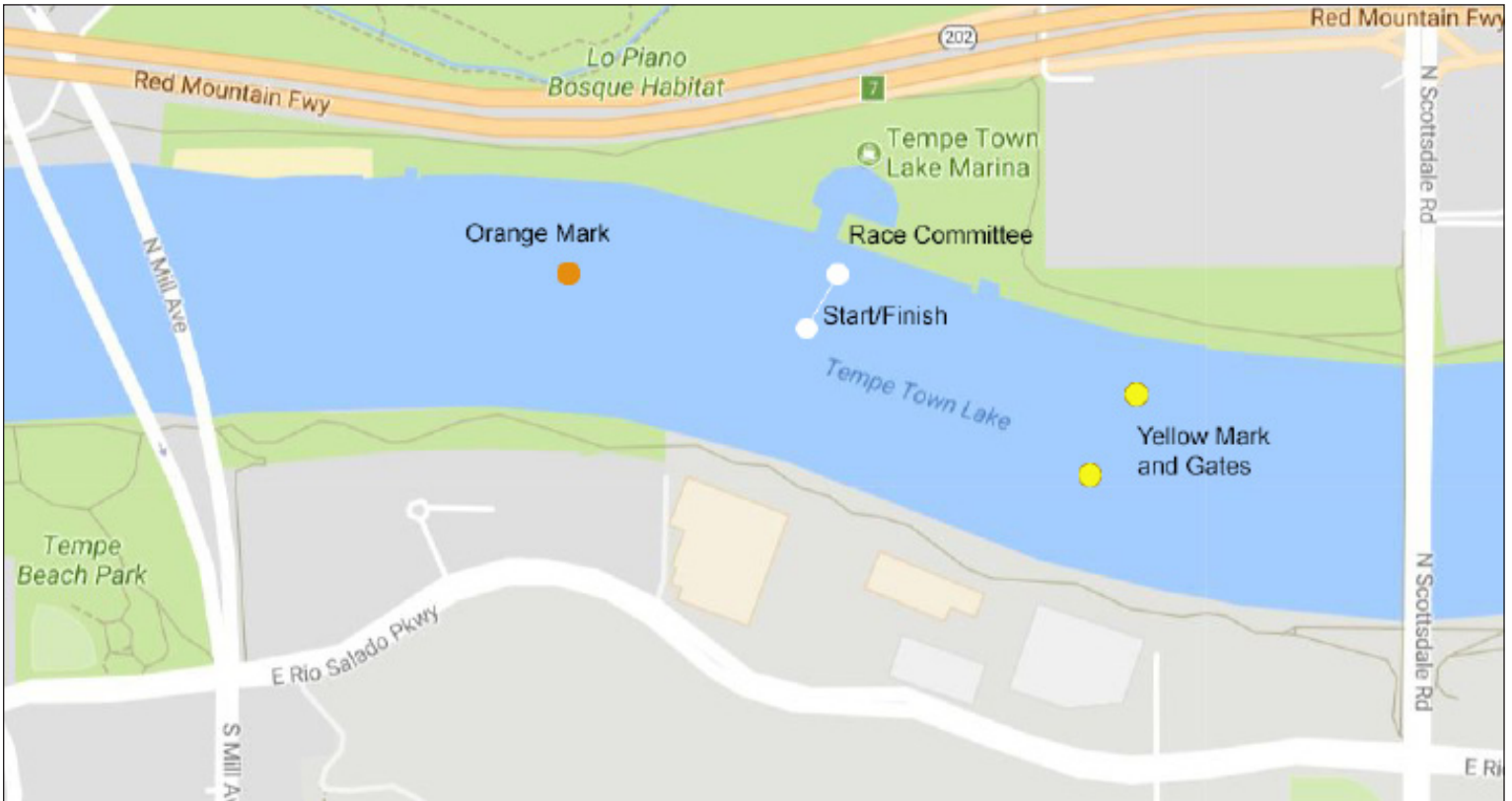
Arizona Yacht Club

Tempe Town Lake

January 2023 Chart D ©2023

Marks and Mark Locations

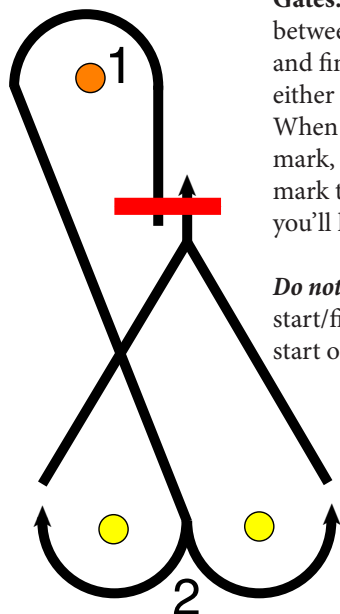
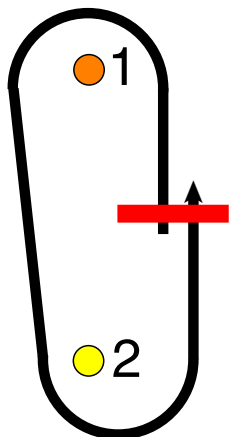
Yellow and Orange Marks may be located anywhere on the lake, depending on wind strength and direction. Gates may or may not be used. When used, they will be for leeward rounding.



Sample Race Courses



Windward-Leeward: Start, mark 1, mark 2, and finish. All marks taken to port.



Windward-Leeward with Gates: Start, mark 1, pass between leeward marks 2, and finish. You may round either leeward mark. When rounding one gate mark, you'll keep the mark to port; on the other, you'll leave it to starboard.

Do not pass through the start/finish line except to start or finish.

Course Boards

The race committee race course indicates the course using simple directions posted left to right. The letter "O" is for orange; the letter "Y" is for yellow. In this case the orange mark is taken first, then the yellow. If there are two yellow marks, they're gates. The course may also use a single mark taken to port: Start-Mark-Finish. A "2" (e.g. OY2) indicates you should sail the course twice before finishing.



Start Sequence

Three minutes before the start, RC raises your fleet flag. Two minutes before the start the preparatory flag goes up; one minute to the start, the prep flag comes down; and your fleet flag drops at the start. Horns sound with each flag change.



Prep Flag