




Arizona Yacht Club

Lake Pleasant Race Chart

October 2013 Revision M ©1999, 2001, 2002, 2008, 2009, 2013, 2016, 2023

Signal Boards



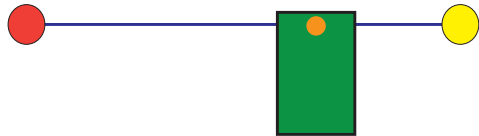
The racing course is read from the BOW of the committee boat to the STERN in this order:

1. Fleet
2. Course to be sailed (see courses below)
3. First mark to round to port
4. Second mark to round to port
5. Any additional marks to be rounded

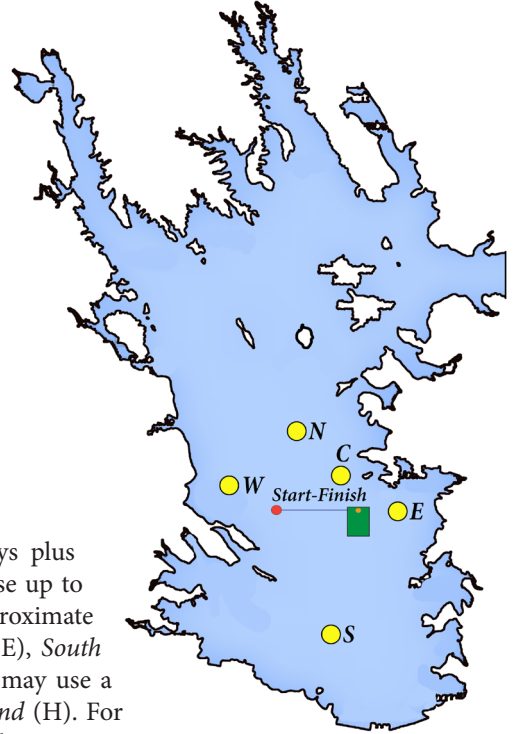
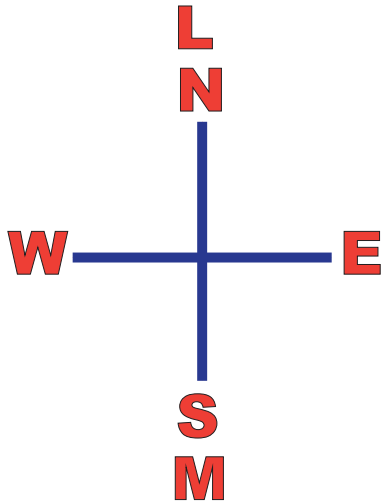
The sample sequence above denotes Thistle fleet, windward-leeward race course, rounding north, then south, then finish.

Start-Finish Line

The start line is drawn between the committee boat mast and the red ball or a bot with orange flag. Finish line is between the mast and the yellow ball or a blue flag and yellow ball. Start and finish may be on either side of the boat.



Marks and Mark Locations



Race marks are large, inflatable buoys plus an island. The race committee may use up to 9 different marks. Four are set in approximate cardinal directions: *North* (N), *East* (E), *South* (S), and *West* (W). In addition, they may use a *Long* (L), *Marina* (M), and *Horse Island* (H). For the X course, a *Committee* (C) mark is set just upwind of the committee boat. Finally, a bright green tetrahedron *Alternate* (A) may be used anywhere on the race course as a wild card to adjust to wind shifts. In summary, the marks are: N, E, S, W, L, M, H, C, and A, used in any combination.

Race Courses



Triangle: Start, Mark 1, Mark 2, Mark 3 and finish.



Windward-Leeward: Start, Mark 1, Mark 2, and finish.



Trapazoid: Four-sided course. Start, Mark 1, Mark 2, Mark 3, Mark 4, and finish.



X: Start, Mark 1, Mark 2, Mark 1, and finish.

